European
MR/CT Registry
European Society of Cardiac Radiology

EUROPEAN SOCIETY CARDIAC RADIOLOGY
ESCR

MR/CT-Registry in Europe 2016

...be a part of it!

www.mrct-registry.org

Aims of MR/CT Registry

1 **Combined Registry** for
Cardiac MR and Cardiac CT

2 To document and certify the **Cardiac Examinations**
of ESCR Members and Institutions
(» Prerequisite for Cardiac Diploma Application!)

3 To establish **Multicenter Trials**
in Cardiac Imaging

4 To **establish a Platform** to document the
Prognostic Impact of Cardiac Imaging Procedures
(MR + CT) on Patients Outcome

ESCR Cardiac MR/CT Registry

How to register?

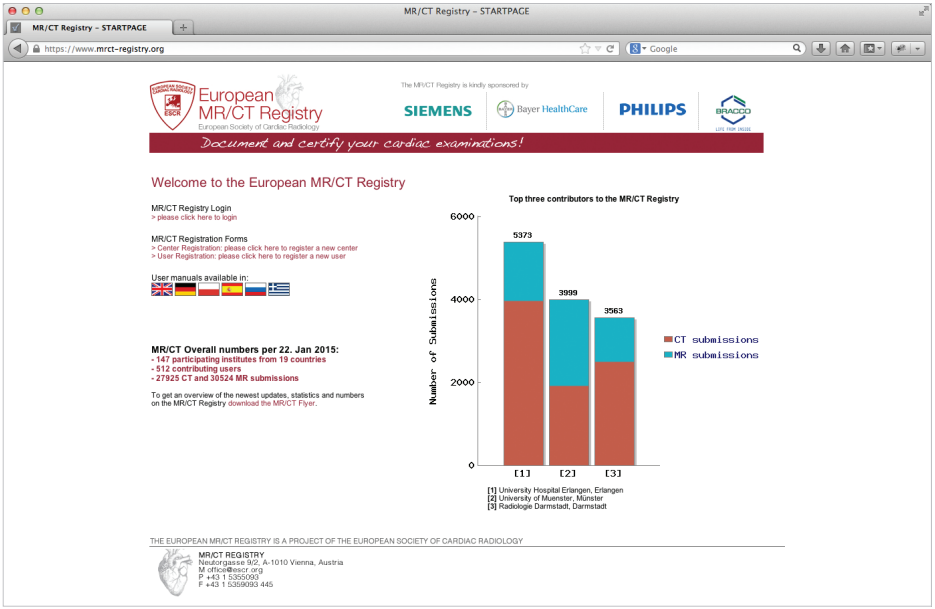

First register your center, then yourself

Participating Countries

Argentina, Austria, Bulgaria, France, Germany, Greece, Hungary, Iceland, Italy, Latvia, Mexico, Moldavia, Netherlands, Poland, Portugal, Russia, Spain, Switzerland, United Kingdom

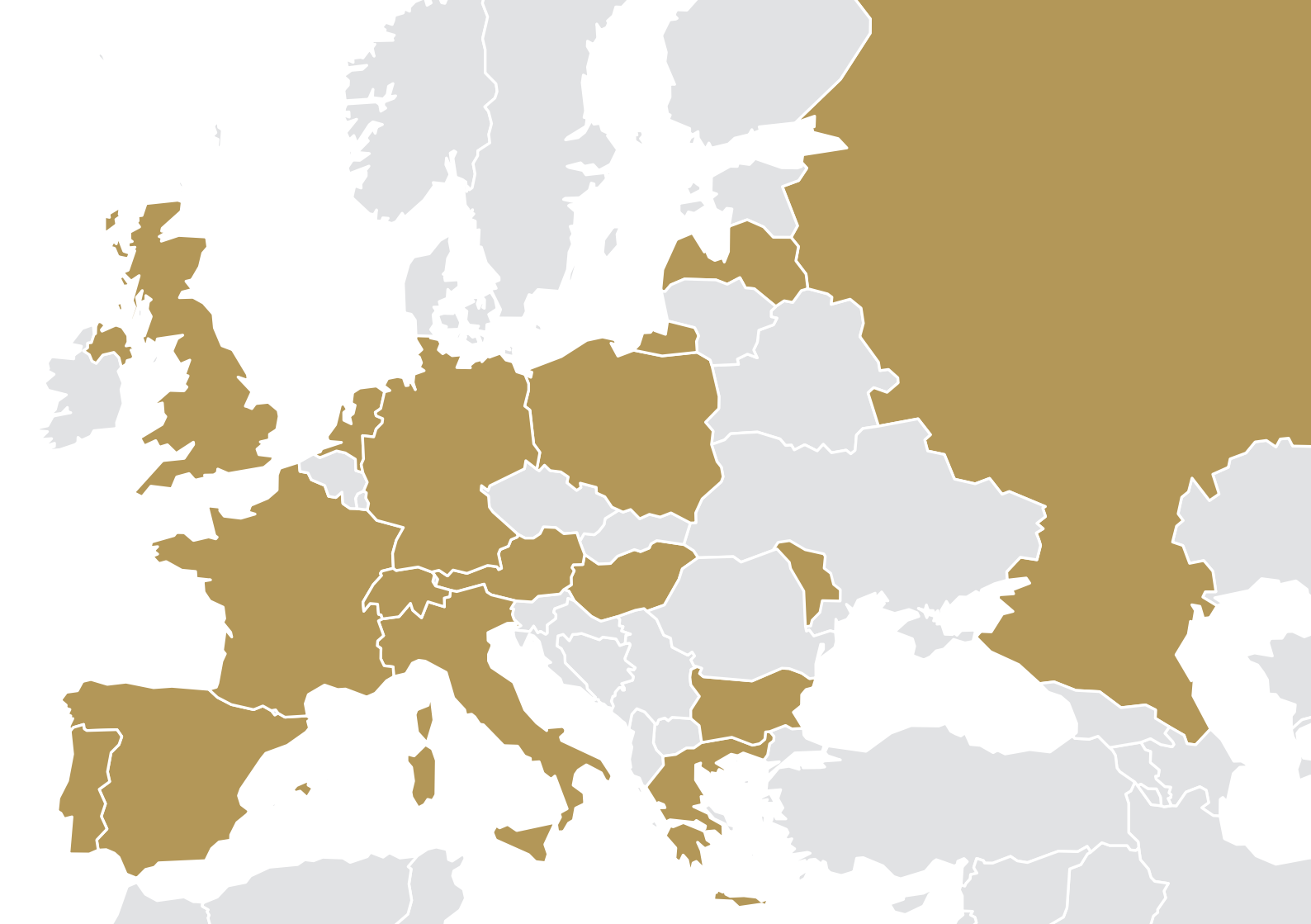

ESCR Cardiac MR/CT Registry

Active Countries MDCT 2016

Austria, France, Germany, Greece, Italy,
Moldavia, Netherlands, Poland,
Russia, Switzerland, United Kingdom

Active Countries MRI 2016

Austria, Belgium, France, Germany, Greece, Iceland, Italy, Moldavia, Netherlands, Poland, Russia, Switzerland, United Kingdom

ESCR Cardiac MR/CT Registry

MR & CT Submissions

(01/01/2016)

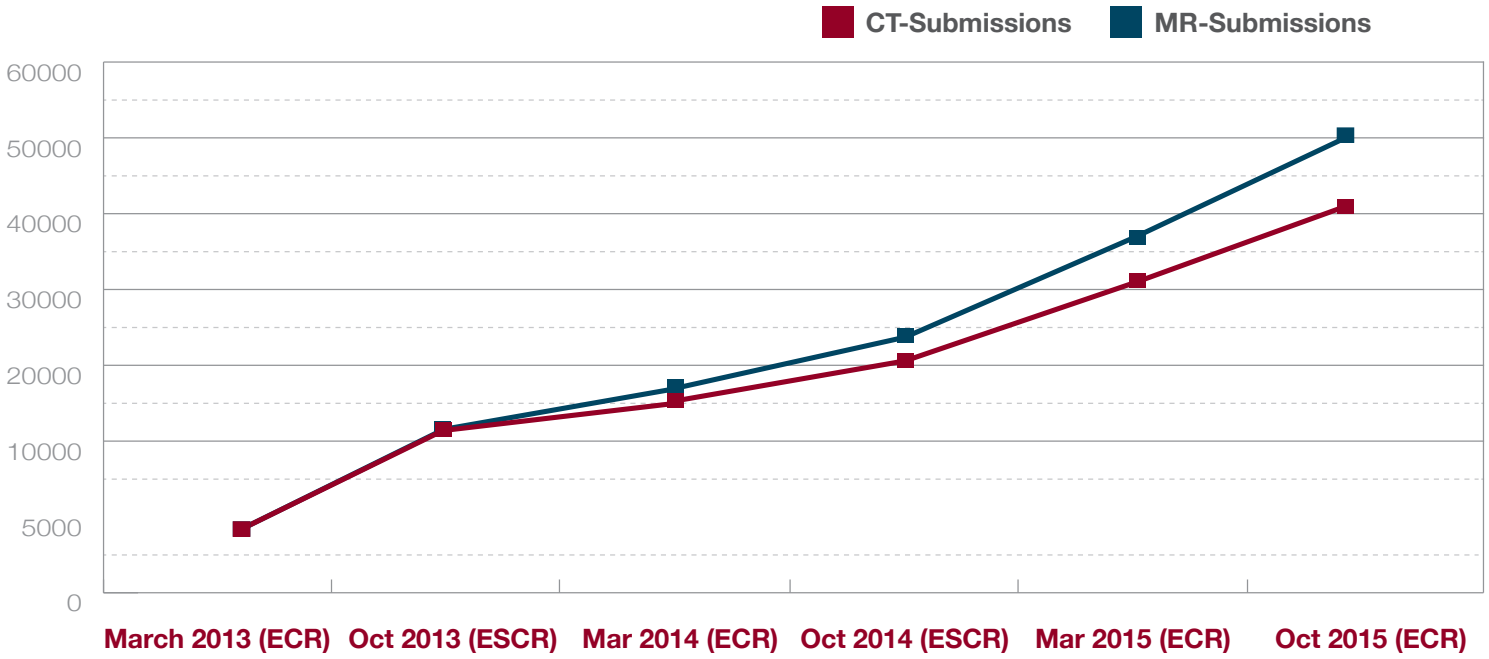

ESCR Cardiac MR/CT Registry

MR & CT Examinations

(01/01/2016)

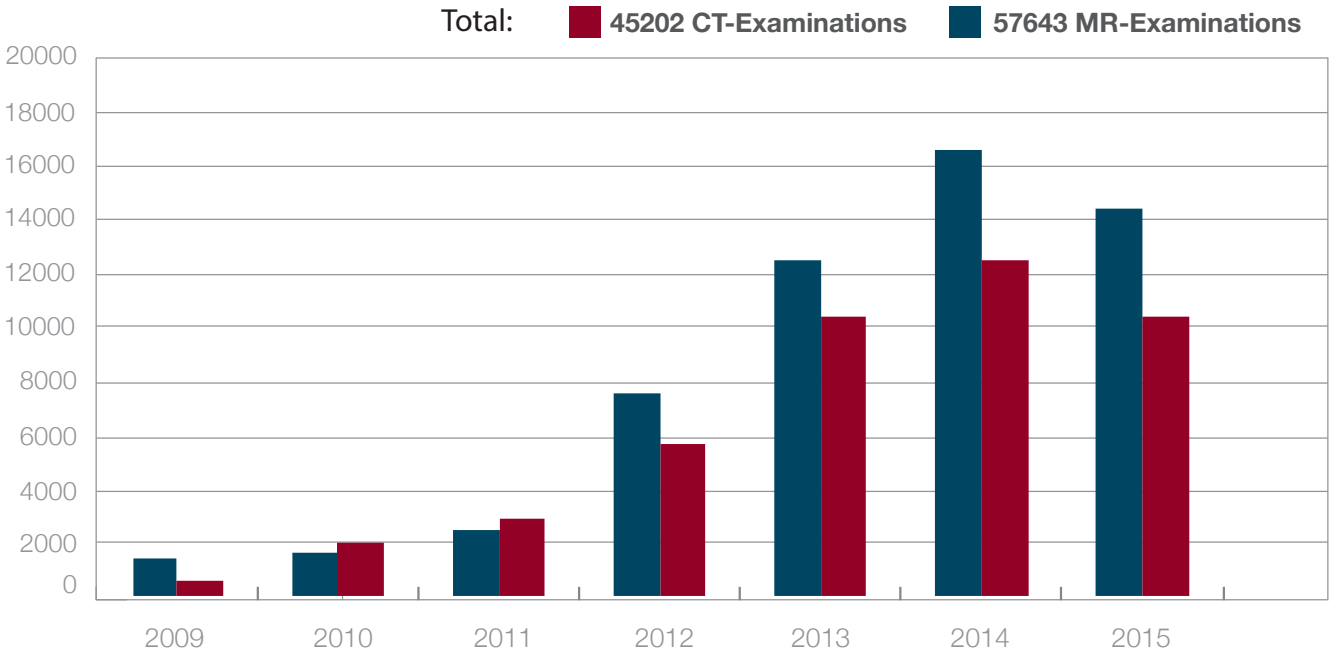

» Examinations acquired later than 2009 can be submitted

» AIM: Submission of all present Cardiac MR/CT-Examinations

Main CT Indications

(01/01/2016)

Suspected CAD	25407
Visualisation of Pulmonary Veins	4492
Known CAD	4366
Known Valve Disease	3283
Other Indication	3605
Suspected Valve Disease	256
Known Congenital Heart Disease (CHD)	304
Suspected Cardiac Tumour	159
Known Cardiomyopathy	131
Suspected Cardiomyopathy	101
Suspected Congenital Heart Disease (CHD)	166
Known Cardiac Tumour	49
Suspected HTx Allograft Vasculopathy	41
Visualisation of Coronary Veins	191
Suspected Myocarditis	46
Known Myocarditis	31
Suspected HTx Rejection	11

Main MR Indications

(01/01/2016)

Suspected Myocarditis	12913
Known CAD	10370
Suspected Cardiomyopathy	9586
Suspected CAD	10759
Other Indication	7571
Known Congenital Heart Disease (CHD)	3254
Known Valve Disease	2981
Suspected Valve Disease	1674
Known Cardiomyopathy	1768
Known Myocarditis	1175
Suspected Congenital Heart Disease (CHD)	874
Suspected Cardiac Tumour	937
Visualisation of Pulmonary Veins	962
Known Cardiac Tumour	223
Suspected HTx Rejection	83
Visualisation of Coronary Veins	31
Suspected HTx Allograft Vasculopathy	19

ESCR Cardiac MR/CT Registry

Cardiac CT

(01/01/2016)

Slice Number	Number of Selection
256	22692
64	10885
128	7361
384	2615
320	1260

ESCR Cardiac MR/CT Registry

Cardiac MR

(01/01/2016)

Field Strength	Number of Selection
1.5 T	49181
3.0 T	7751
1.0 T	708
1.2 T	3

ESCR Cardiac MR/CT Registry

Stress-MR (n=12714)

(01/01/2016)

- **Stress-Adenosin** (92%)
- **Stress-Dobutamin** (3%)
- **Stress-Regadenoson** (5%)

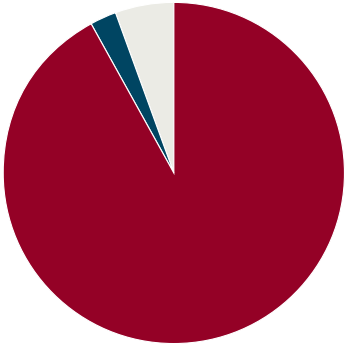

ESCR Cardiac MR/CT Registry

Who did the CMR reporting

(01/01/2016)

- **Radiologist** (82.5%)
- **Consensus Reading** (16.9%)
  Radiologist & Cardiologist
- **Cardiologist** (0.5%)
- **Separate Reading** (0.1%)
  Radiologist & Cardiologist

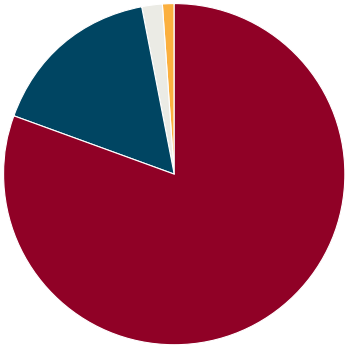

European MR/CT Registry

European Society of Cardiac Radiology