European
MR/CT Registry
European Society of Cardiac Radiology

MR/CT-Registry in Europe 2014

...be a part of it!

www.mrct-registry.org

Aims of MR/CT Registry

1 **Combined Registry** for
Cardiac MR and Cardiac CT

2 To document and certify the **Cardiac Examinations**
of ESCR Members and Institutions
(» Prerequisite for Cardiac Diploma Application!)

3 To establish **Multicenter Trials**
in Cardiac Imaging

4 To **establish a Platform** to document the
Prognostic Impact of Cardiac Imaging Procedures
(MR + CT) on Patients Outcome

How to register?

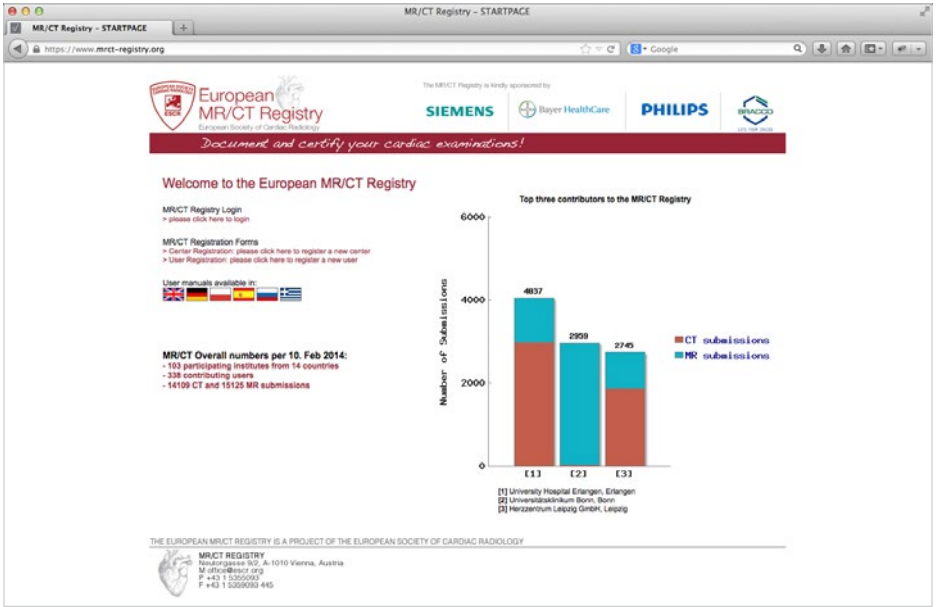

First register your center, then yourself

Participating Countries

Austria, Bulgaria, France, Germany, Greece, Italy, Moldavia, Netherlands, Poland, Portugal, Russia, Spain, Switzerland

Active Countries MDCT 2/2014

Austria, France, Germany, Greece, Italy,
Moldavia, Netherlands, Poland,
Russia, Switzerland

ESCR Cardiac MR/CT Registry

Active Countries MRI 2/2014

Austria, France, Germany, Greece, Italy,
Moldavia, Poland, Switzerland

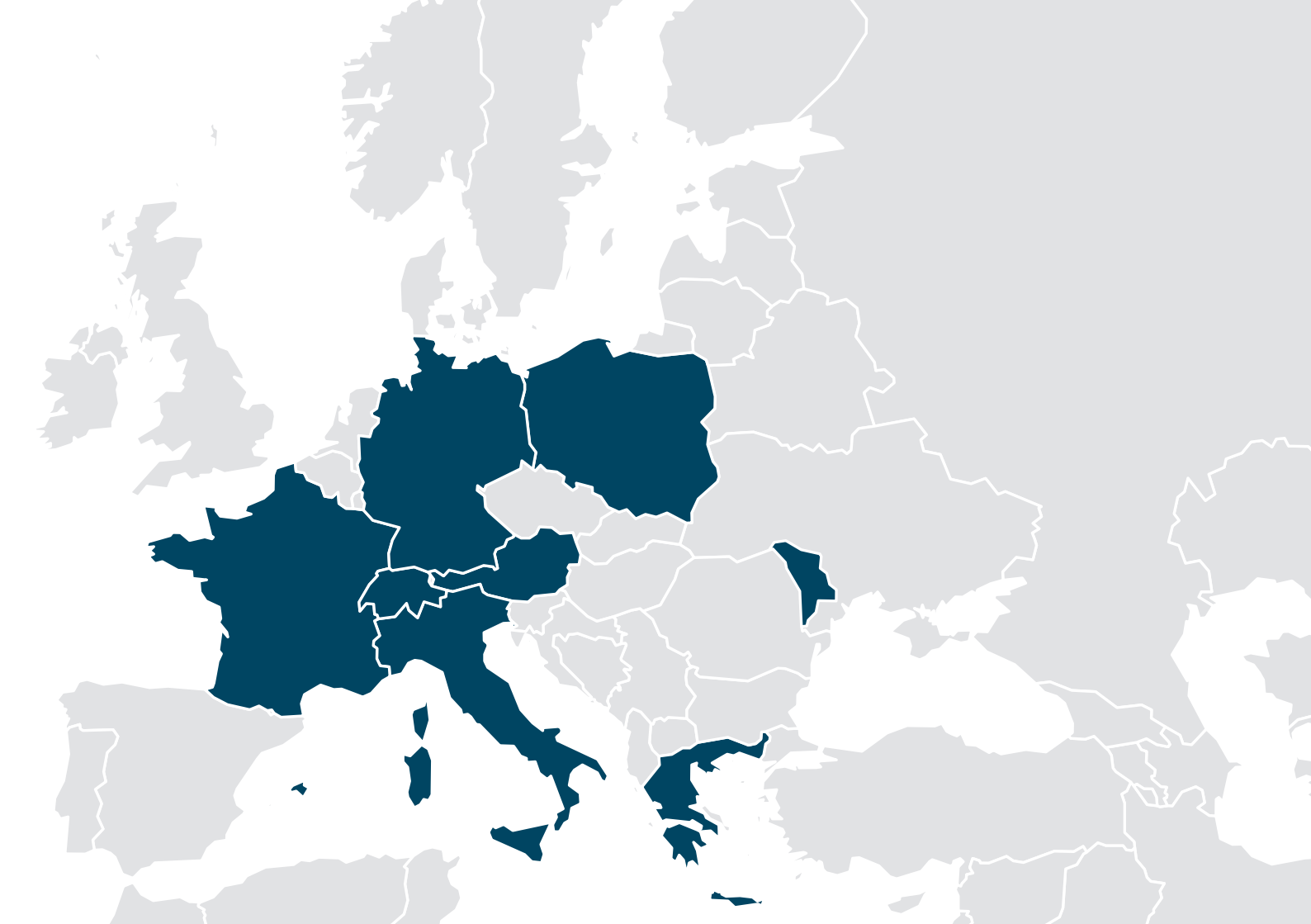

ESCR Cardiac MR/CT Registry

MR & CT Submissions

(01/02/2014)

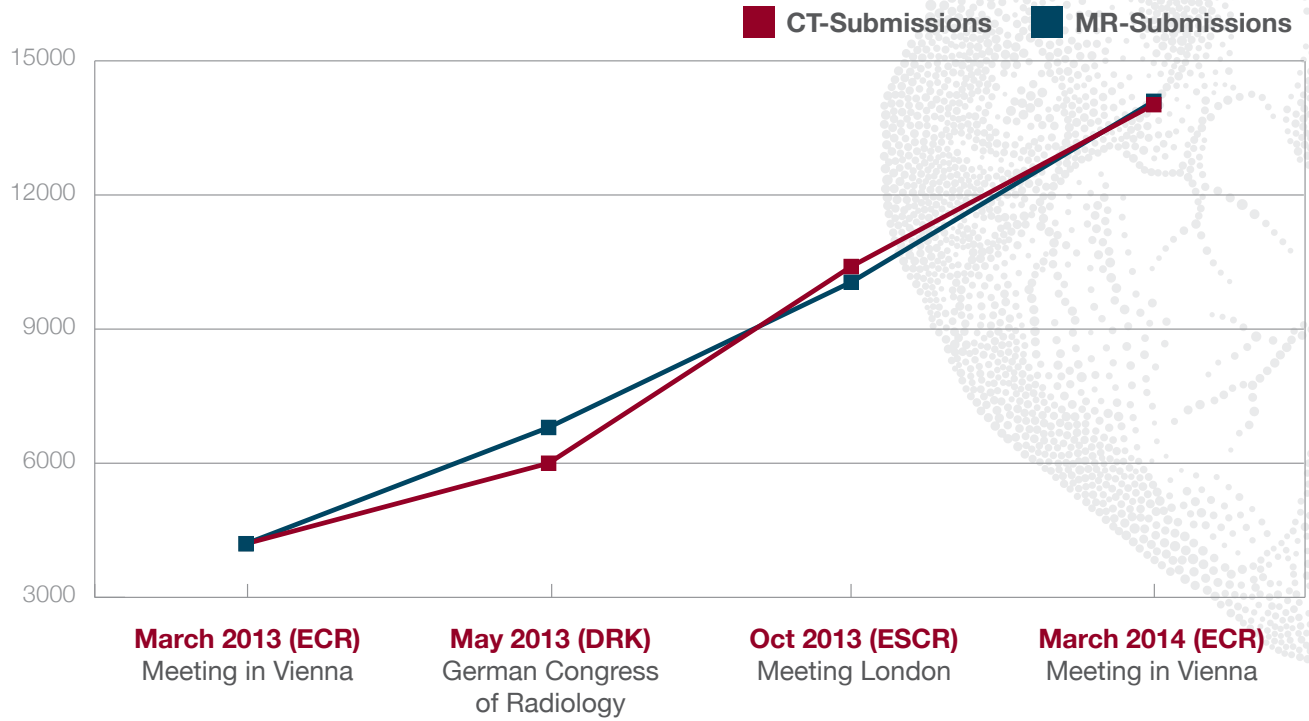

ESCR Cardiac MR/CT Registry

MR & CT Examinations

(01/02/2014)

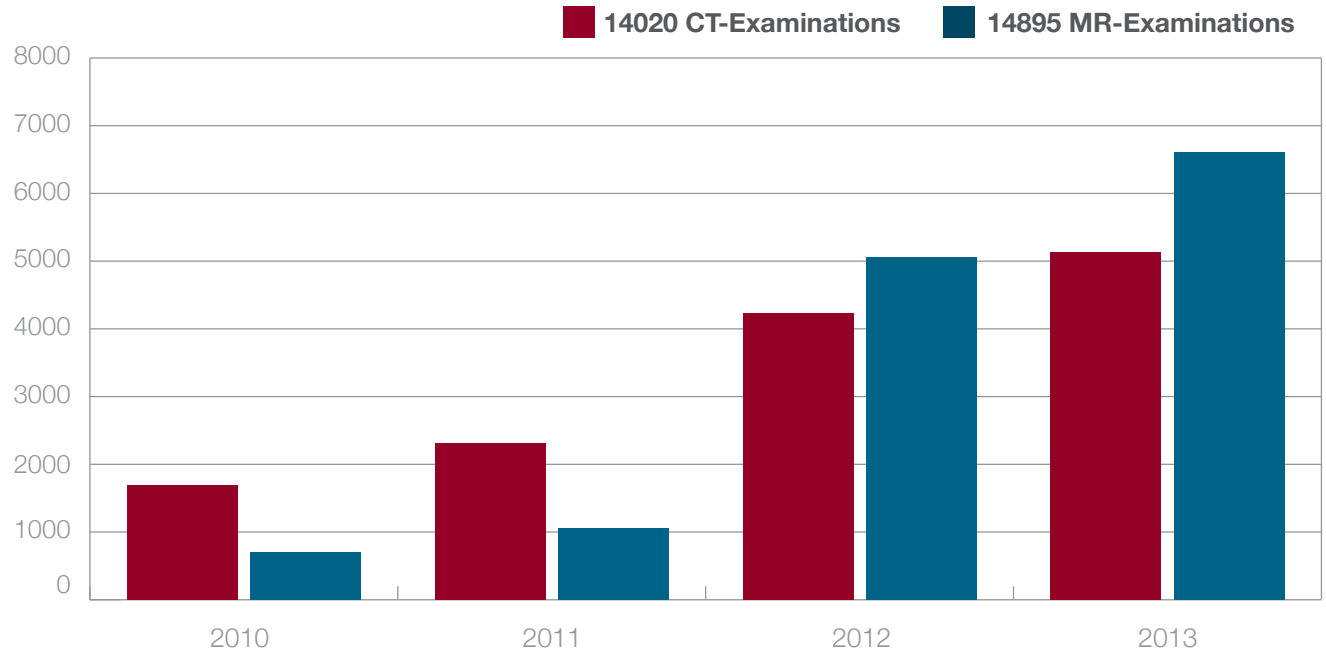

» Examinations acquired later than 2009 can be submitted

» AIM: Submission of all present Cardiac MR/CT-Examinations

Main CT Indications

(01/02/2014)

Suspected CAD	8698
Visualisation of Pulmonary Veins	2331
Known CAD	1727
Other Indication	921
Known Valve Disease	785
Known Congenital Heart Disease (CHD)	74
Suspected Cardiac Tumour	70
Suspected Valve Disease	60
Known Cardiomyopathy	44
Suspected Cardiomyopathy	27
Known Cardiac Tumour	21
Suspected Myocarditis	18
Suspected Congenital Heart Disease (CHD)	18
Visualisation of Coronary Veins	15
Suspected HTx Allograft Vasculopathy	14
Known Myocarditis	12
Suspected HTx Rejection	4

Main MR Indications

(01/02/2014)

Suspected Myocarditis	4151
Known CAD	2534
Suspected Cardiomyopathy	2312
Suspected CAD	2294
Other Indication	1737
Known Congenital Heart Disease (CHD)	895
Known Valve Disease	555
Suspected Valve Disease	510
Known Myocarditis	427
Known Cardiomyopathy	362
Suspected Congenital Heart Disease (CHD)	262
Suspected Cardiac Tumour	259
Visualisation of Pulmonary Veins	184
Known Cardiac Tumour	63
Suspected HTx Rejection	58
Visualisation of Coronary Veins	13
Suspected HTx Allograft Vasculopathy	8

ESCR Cardiac MR/CT Registry

Cardiac CT

(01/02/2014)

Slice Number	Number of Selection
256	8780
64	3782
128	1374
320	73

ESCR Cardiac MR/CT Registry

Cardiac MR

(01/02/2014)

Field Strength	Number of Selection
1.5 T	12922
3.0 T	1881
1.0 T	90

ESCR Cardiac MR/CT Registry

Stress-MR (n=3063)

(01/02/2014)

- **Andenosine** (92.5%)
- **Regadenoson** (4.9%)
- **Dobutamine** (2.6%)

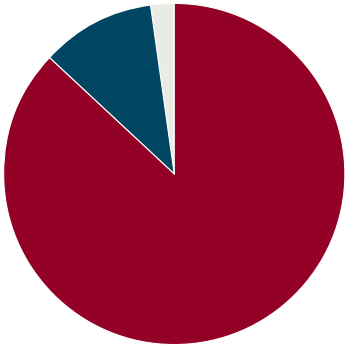

ESCR Cardiac MR/CT Registry

Who did the CMR reporting

(01/02/2014)

- **Radiologist** (82,5%)
- **Consensus Reading** (16,9%)
  Radiologist & Cardiologist
- **Cardiologist** (0,5%)
- **Separate Reading** (0,1%)
  Radiologist & Cardiologist

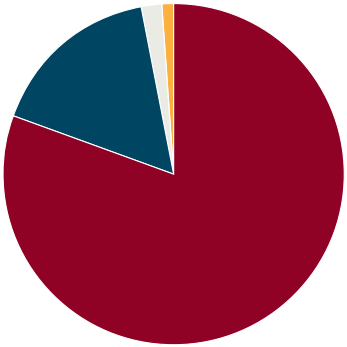

European MR/CT Registry

European Society of Cardiac Radiology